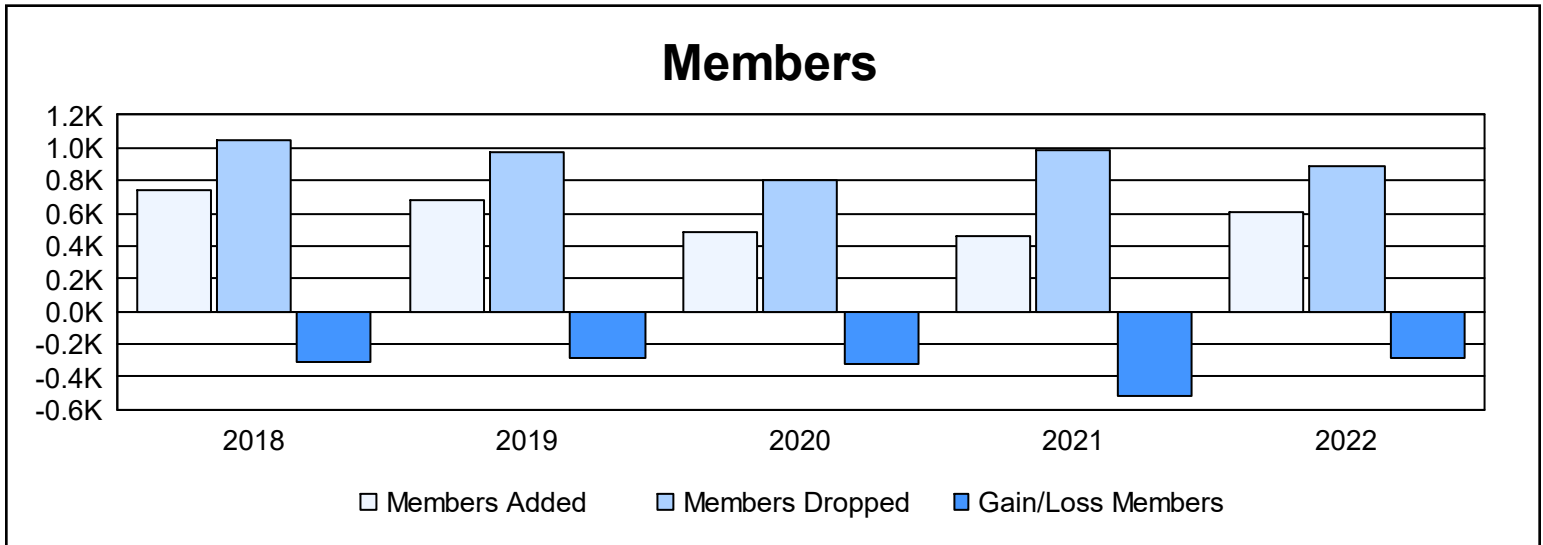
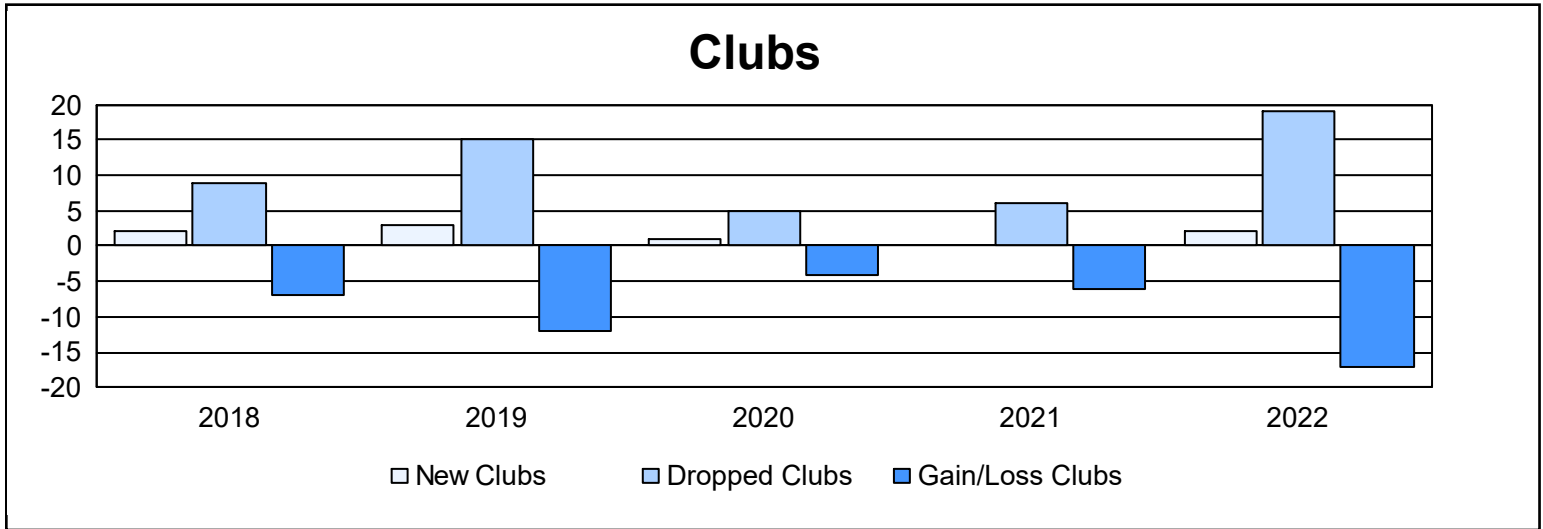


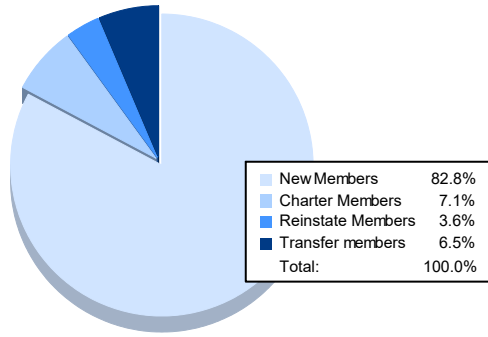
# Multiple District 9

As of June 2022 Cumulative

Year	New Clubs	Dropped Clubs	Gain/ Loss Clubs	New Members	Charter Members	Reinstate Members	Transfer Members	Total Member Added	Total Members Dropped	Gain/ Loss Members
2017-2018	2	9	-7	597	60	60	24	741	1,045	-304
2018-2019	3	15	-12	513	86	44	41	684	968	-284
2019-2020	1	5	-4	421	25	12	24	482	803	-321
2020-2021	0	6	-6	396	2	55	13	466	980	-514
2021-2022	2	19	-17	499	43	22	39	603	891	-288
<b>Average</b>	<b>2</b>	<b>11</b>	<b>-9</b>	<b>485</b>	<b>43</b>	<b>39</b>	<b>28</b>	<b>595</b>	<b>937</b>	<b>-342</b>



### Membership Composition June 2022 Cumulative



### Gender Composition June 2022 Cumulative

